



NEW ENGLAND'S CREATIVE ECONOMY: THE NONPROFIT SECTOR

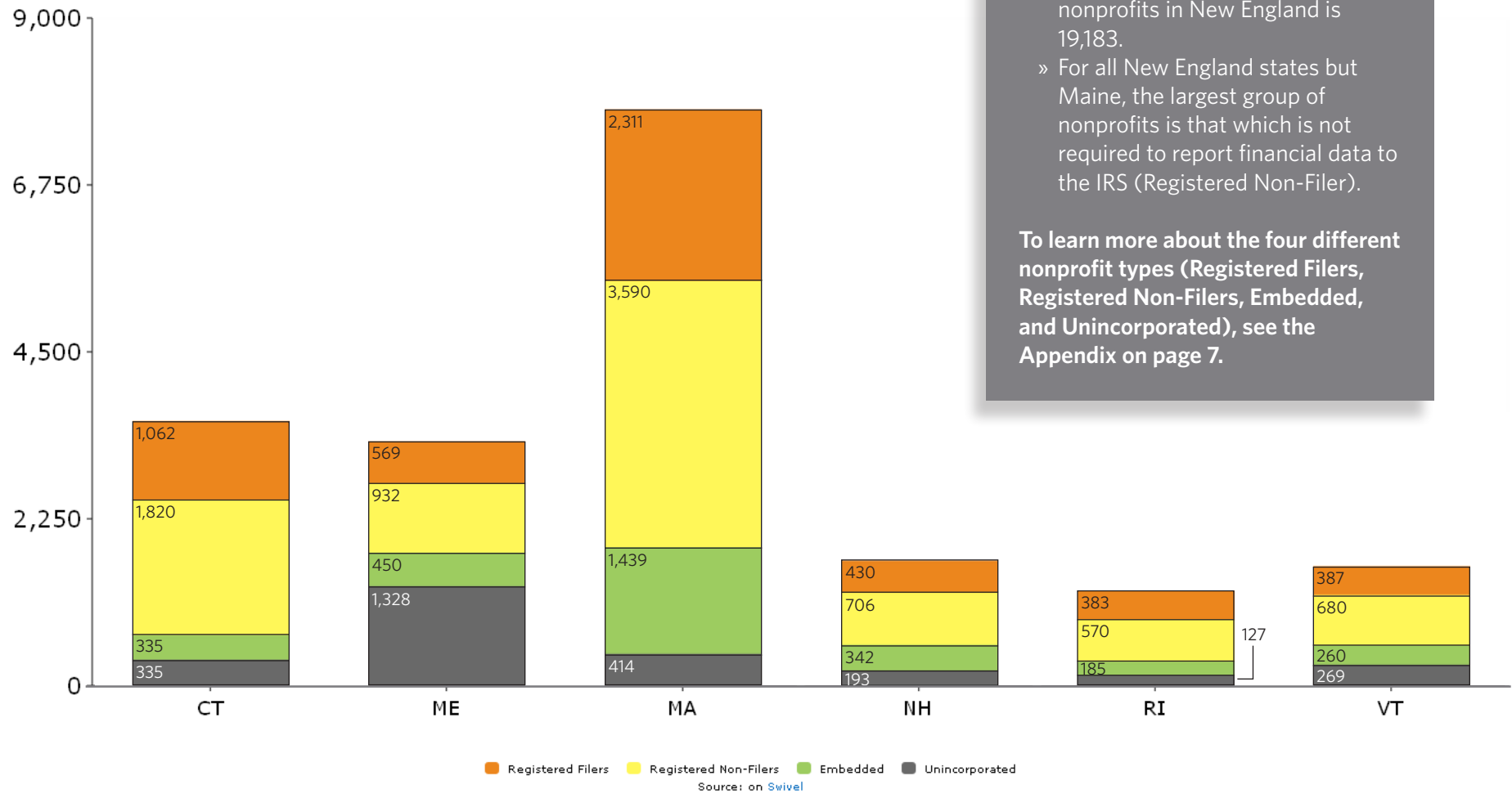
NEFA HAS COLLECTED AND ANALYZED DATA ON THE CULTURAL NONPROFIT ORGANIZATIONS OF NEW ENGLAND FOR OVER 30 YEARS. In 2002, NEFA created CultureCount as a data warehouse for this information, and added data for individual artists and creative businesses.

NEFA periodically expands upon the CultureCount data through surveys and commissioned analysis. The following charts demonstrate the most recent data available (from 2007, before the changes of the economic downturn of the latter part of 2008). A web version of this handout is available at www.nefa.org/nefanonprofitcharts. Additional data will be added as it becomes available.

Table of Contents

- P. 2 Chart 1: Number of Cultural Nonprofits by State
- P. 3 Chart 2: Cultural Revenue/Expense by State
- P. 4 Chart 3: Number of Cultural Nonprofits by Discipline & Type
- P. 5 Chart 4: Cultural Revenue by Discipline
- P. 6 Chart 5: Cultural Expense by Discipline
- P. 7 Appendix, Citation, and Contact Information

Chart 1: Number of Cultural Nonprofits by State



» The total number of cultural nonprofits in New England is 19,183.

» For all New England states but Maine, the largest group of nonprofits is that which is not required to report financial data to the IRS (Registered Non-Filer).

To learn more about the four different nonprofit types (Registered Filers, Registered Non-Filers, Embedded, and Unincorporated), see the Appendix on page 7.

Chart 2: Cultural Revenue/Expense by State

(in dollars)

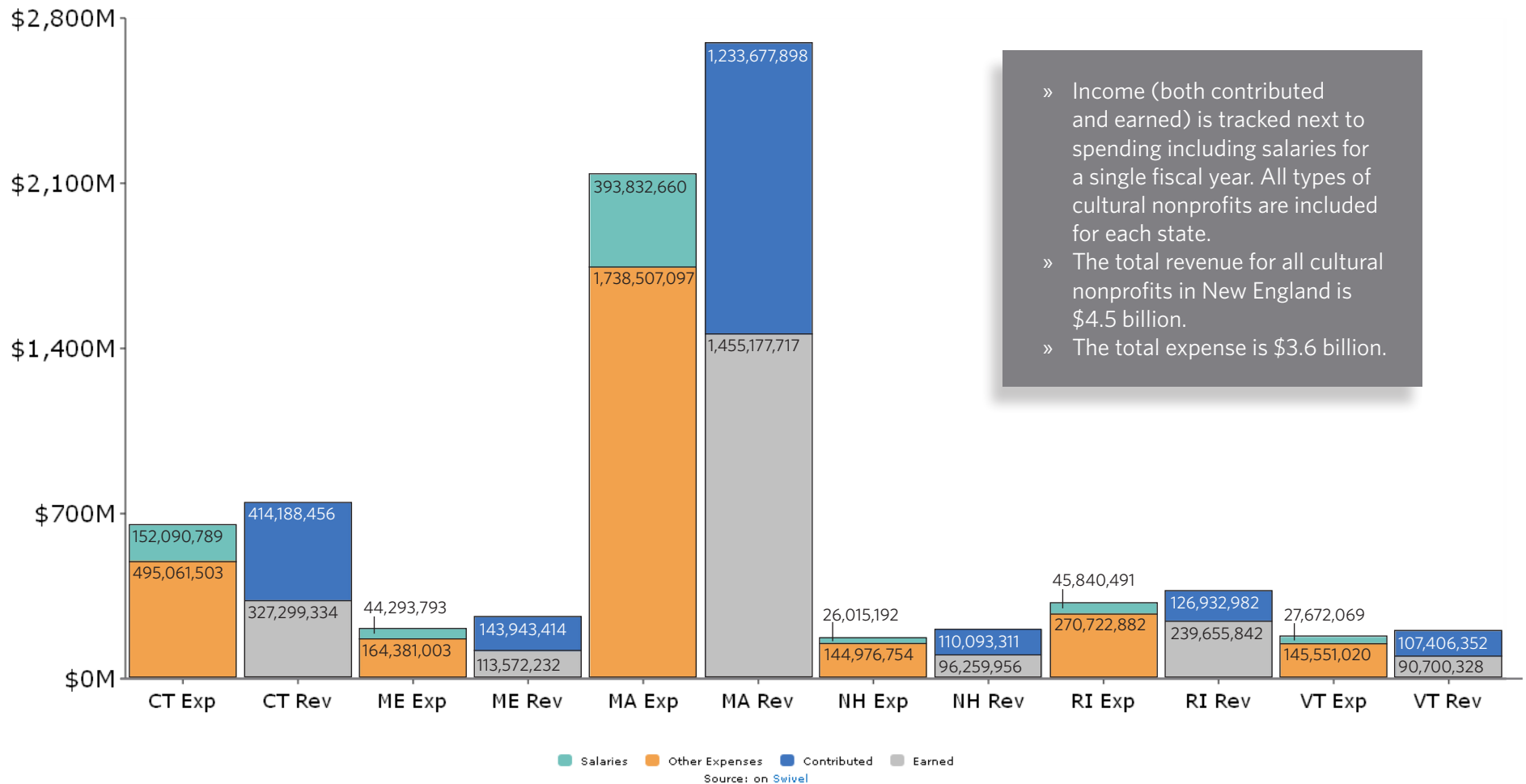
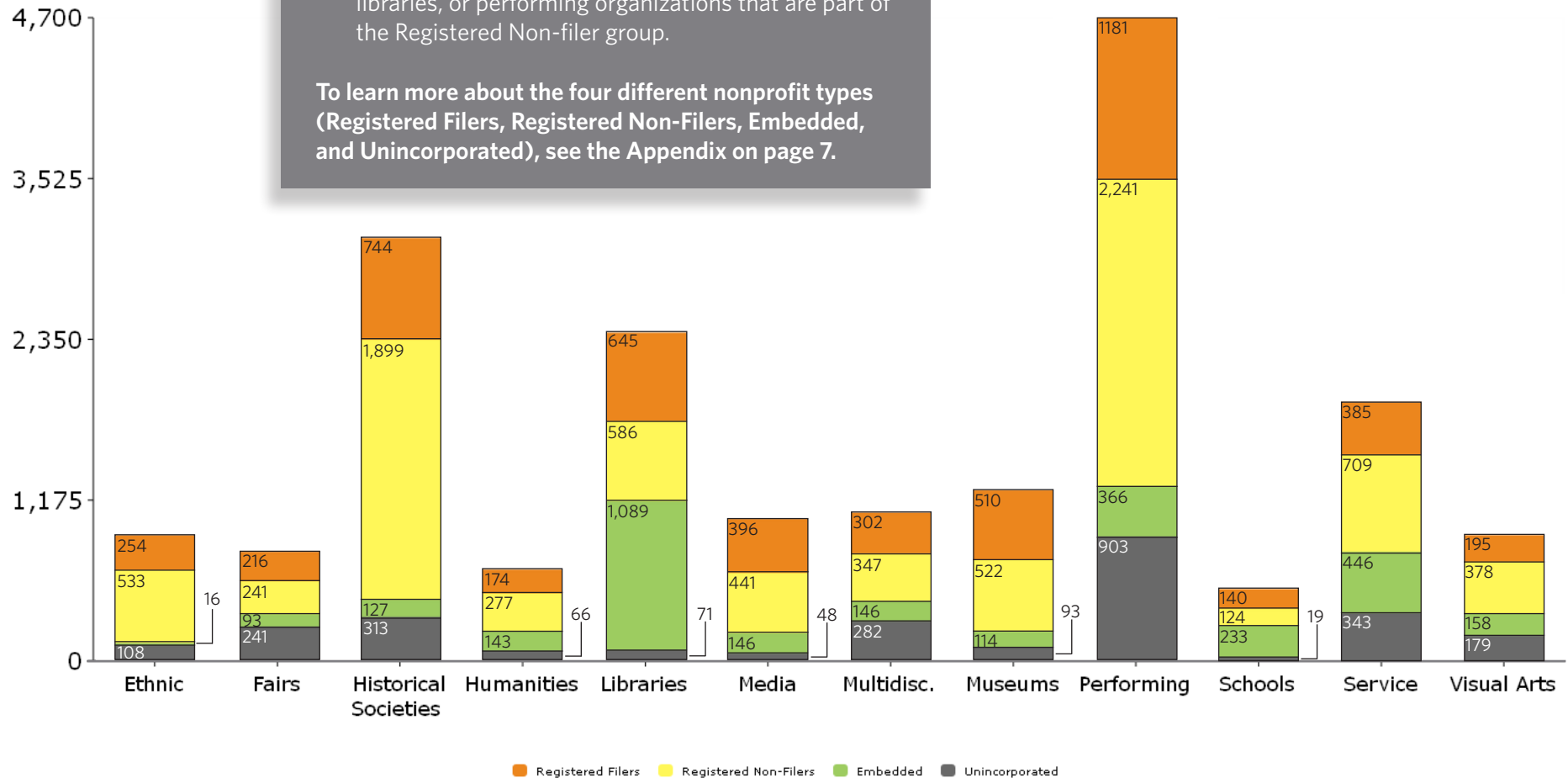


Chart 3: Number of Cultural Nonprofits by Discipline & Type

- » The total number of cultural nonprofits in New England is 19,183.
- » More than half of these are historical societies, libraries, or performing organizations that are part of the Registered Non-filer group.

To learn more about the four different nonprofit types (Registered Filers, Registered Non-Filers, Embedded, and Unincorporated), see the Appendix on page 7.



Source: Copy of Chart 3 with lower scale on Swivel

Chart 4: Cultural Revenue by Discipline

(in dollars)

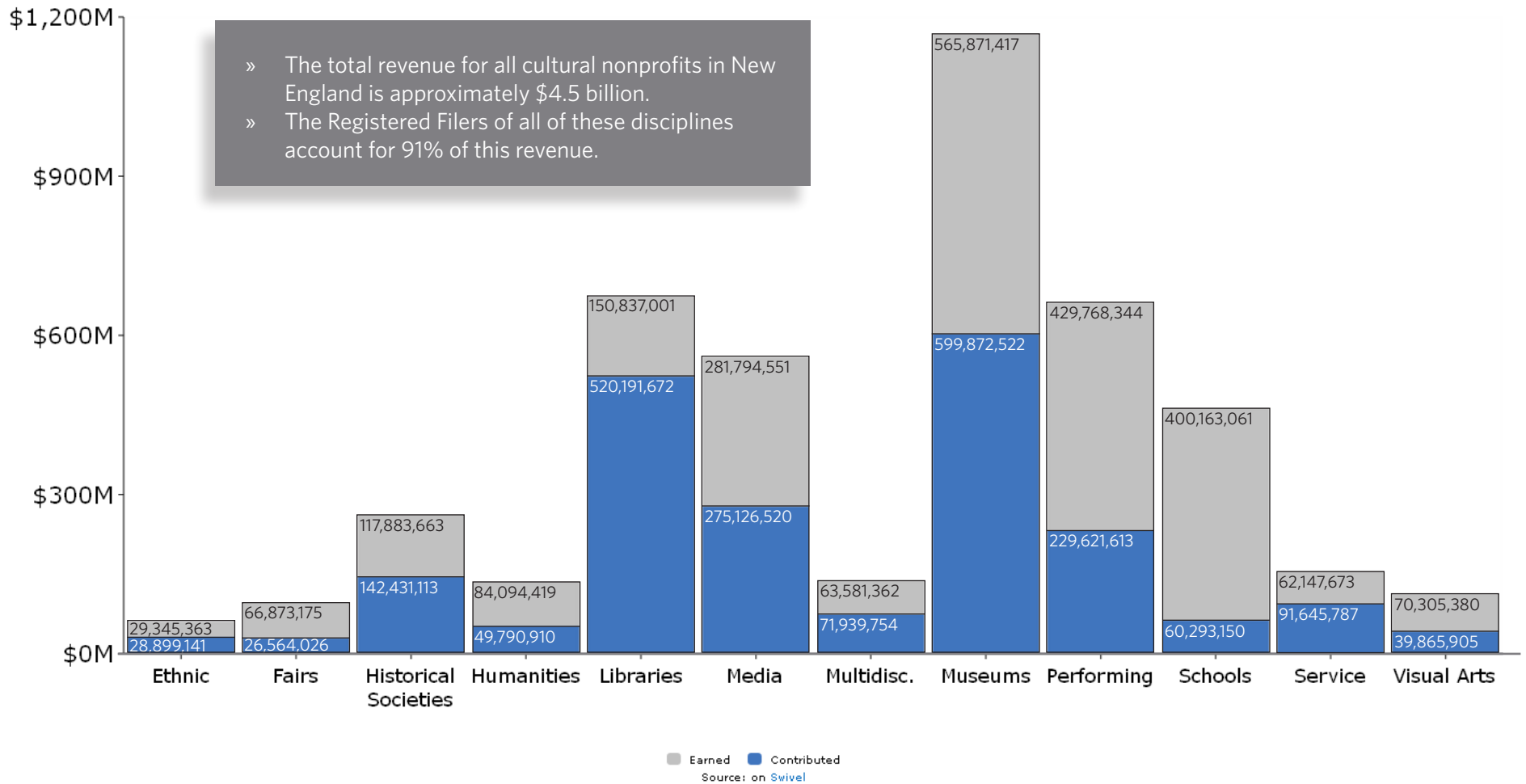
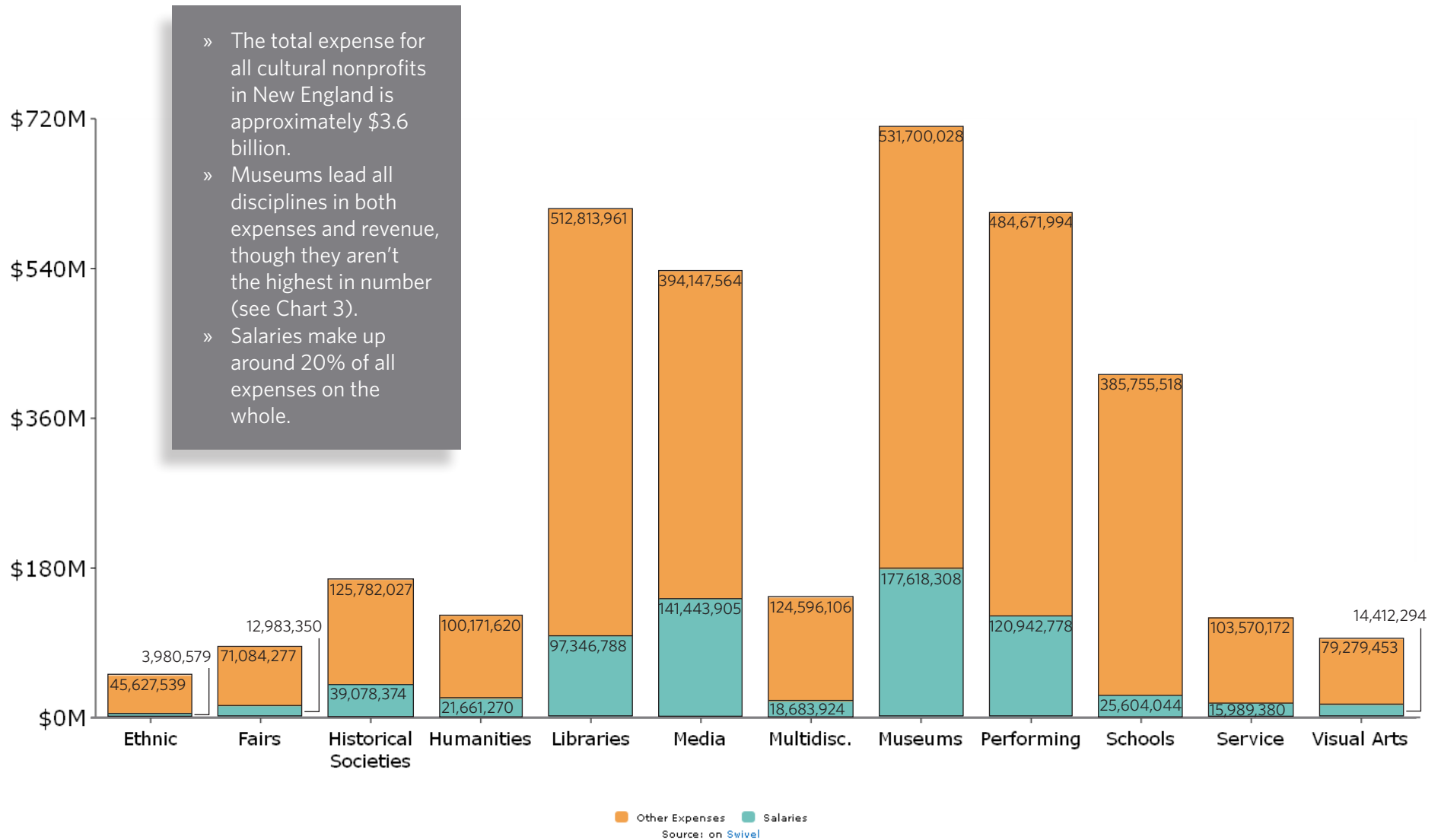


Chart 5: Cultural Expense by Discipline

(in dollars)



Appendix

NON-PROFIT ORGANIZATION TYPES

- » **Registered Filers** have a budget above \$25,000, file a Form 990, and represent the most formally organized cultural non-profits.
- » **Registered Non-Filers** have a budget below \$25,000 and appear within the official list of federally registered non-profits (Internal Revenue Service Business Master File), but would not be expected to file a Form 990.
- » **Embedded Organizations** are housed within a larger parent organization and are not registered as a separate entity.
- » **Unincorporated Organizations** are organizations that either do not meet the legal requirements or fall below the revenue threshold for filing as a federally registered nonprofit.

DATA SOURCES

Fiscal Year 2007 – Information extracted and prepared from IRS Form 990 filings by the National Center for Charitable Statistics, The National Center for Education Statistics Library Survey, and the nonprofit cultural organizations listed in CultureCount: New England's Cultural Database.

DEFINITIONS

Using the NCCS IRS Form 990 data extract, total expenditure is the sum of program, fund-raising, management, and general expenses, as well as payments to affiliates, plus the following expenses which are deducted from revenues on the Form 990: expenses incurred while earning rental income, selling assets, staging special events, and selling goods (i.e., cost of goods sold); total revenue is gross receipts from all sources of income with no expense deductions made.

RESOURCES

NEFA research publications may be found at www.nefa.org/who_we_are/publications#creative_economy.

Citing NEFA's Work

NEFA provides this information as a free service to the public; please credit the New England Foundation for the Arts when citing this research.

Contact

If you have questions about this research, email research@nefa.org.

Post your comments on this study on the NEFA Network (www.nefa.org/research_arts_culture_sector/nefa_nonprofit_charts)